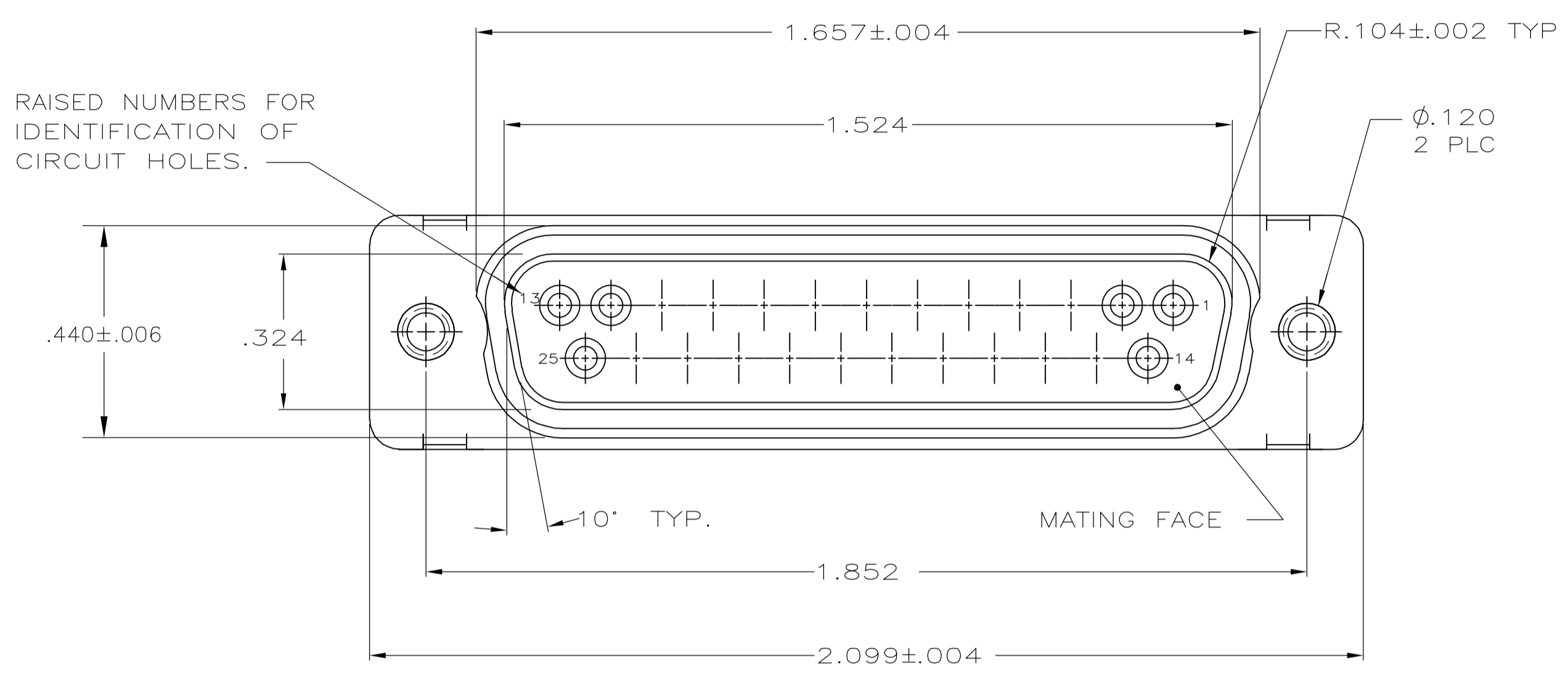
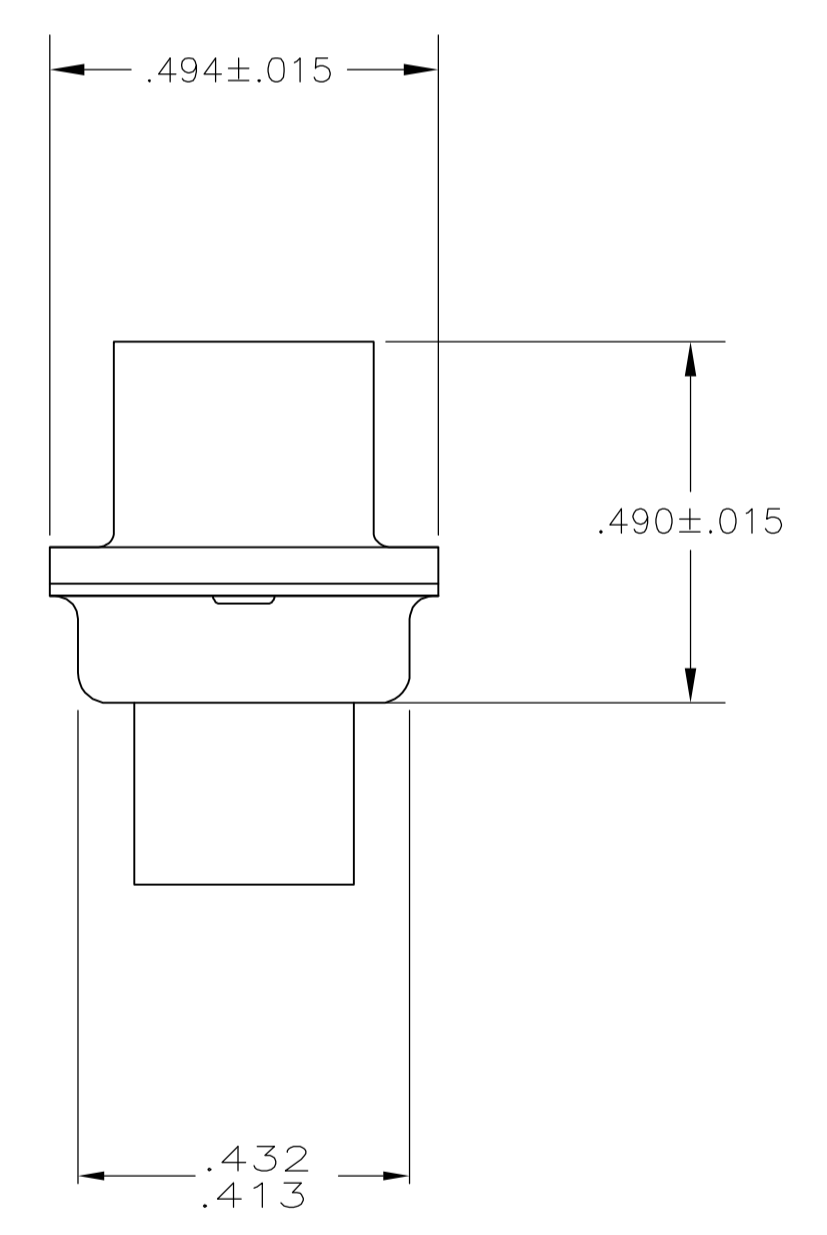
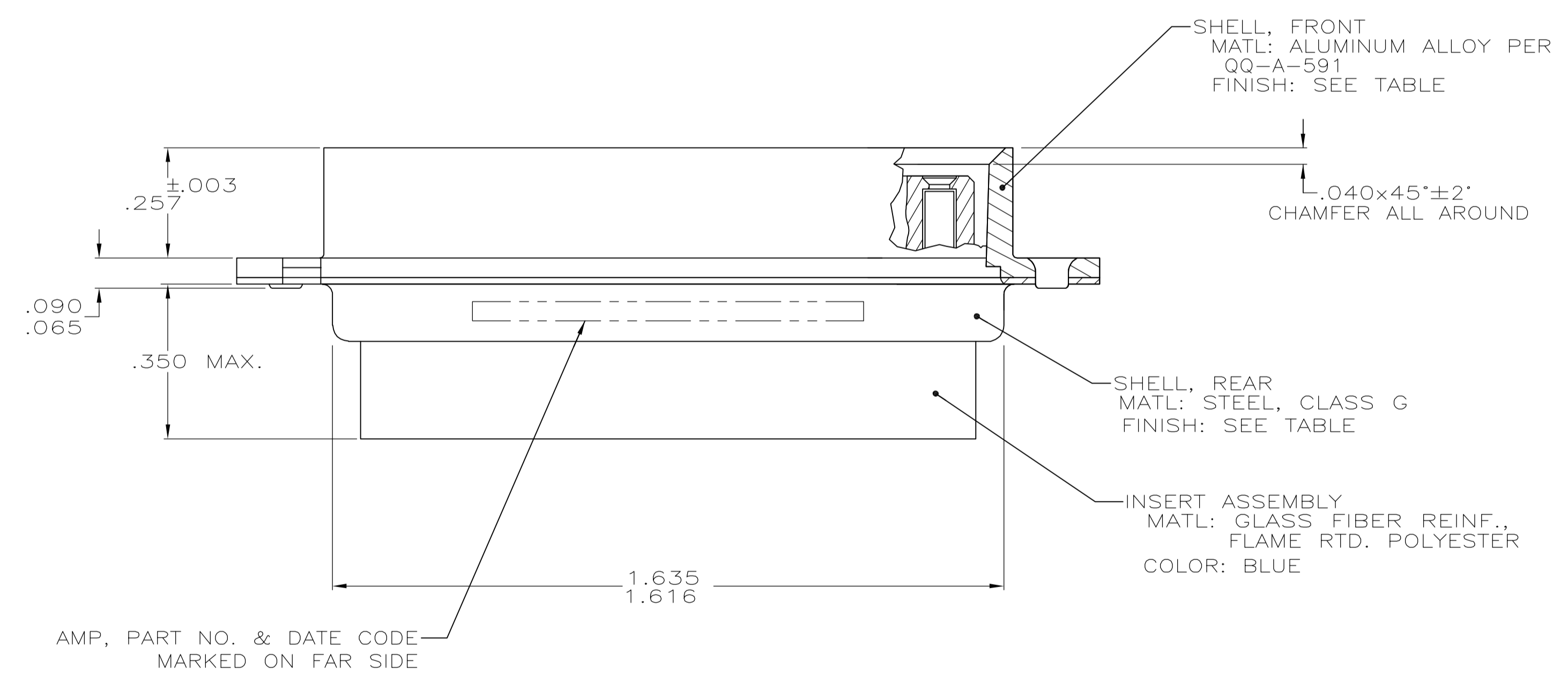


LOC		DIST		REVISIONS			
DF	DO	REV	DESCRIPTION	DATE	BY	APP'D	
B			REV PER ECO 05-014965	11JAN06	CT	DM	



1. MAXIMUM WIRE INSULATION TO BE USED WITH THIS PLUG IS .068 DIA.
2. SST RETENTION CLIPS ARE INCLUDED IN INSERTS.
3. THIS PLUG WILL ACCEPT SIZE 20 SOCKET CONTACT M39029/63-368 OR AMP PART NUMBER 205090-1.
4. FINISH: CADMIUM PER QQ-P-416; YELLOW CHROMATE.
5. FINISH: ZINC PLATED PER ASTM-B-633 .000200 MIN THK WITH SUPPLEMENTARY CHROMATE (Cr3+).



5	5-1484950-1
4	1484950-1
FINISH	PART NO.

THIS DRAWING IS A CONTROLLED DOCUMENT.

DIMENSIONS: INCHES	TOLERANCES UNLESS OTHERWISE SPECIFIED:	DIN C.C.THOMAS 8-28-02	CHK D.MILLER 8-28-02	AP'D D.MILLER 8-28-02	NAME D.MILLER	TYCO Electronics Tyco Electronics Corporation Harrisburg, PA 17105-3608
0 PLC ± -	1 PLC ± -	2 PLC ± -	3 PLC ± .005	4 PLC ± -	ANGLES ± 0° 30'	PRODUCT SPEC
MATERIAL SEE CALLOUTS	FINISH SEE CALLOUTS	SIZE A1	CAGE CODE 00779	DRAWING NO. 1484950	RESTRICTED TO	PLUG ASSEMBLY, AMPLIMITE 25 POSN, SIZE 3, SERIES 109 BLINDMATE, REVERSE GENDER
CUSTOMER DRAWING		SCALE 4:1	SHEET 1 OF 1	REV B		